

Using data in a resource constrained world

AMP conference – Nairobi 2025
Julian Austin – AMF

Big funding gaps, even before USAID cuts



Funding for malaria control and elimination



Source: WHO World Malaria Report


**We strive for the
greatest possible impact
with every intervention**

AMF works with countries and funding partners to make sure our funding protects those most at need

Data can help at all stages



Funding allocation &
programme design



Net procurement




Optimising net
coverage

If we get it right there's a feedback loop



Funding allocation &
programme design



Net procurement




Optimising net
coverage





Funding allocation &
programme design



Net procurement



Optimising net
coverage

Guided by malaria rates



Focused on the communities at highest risk

Guided by malaria rates



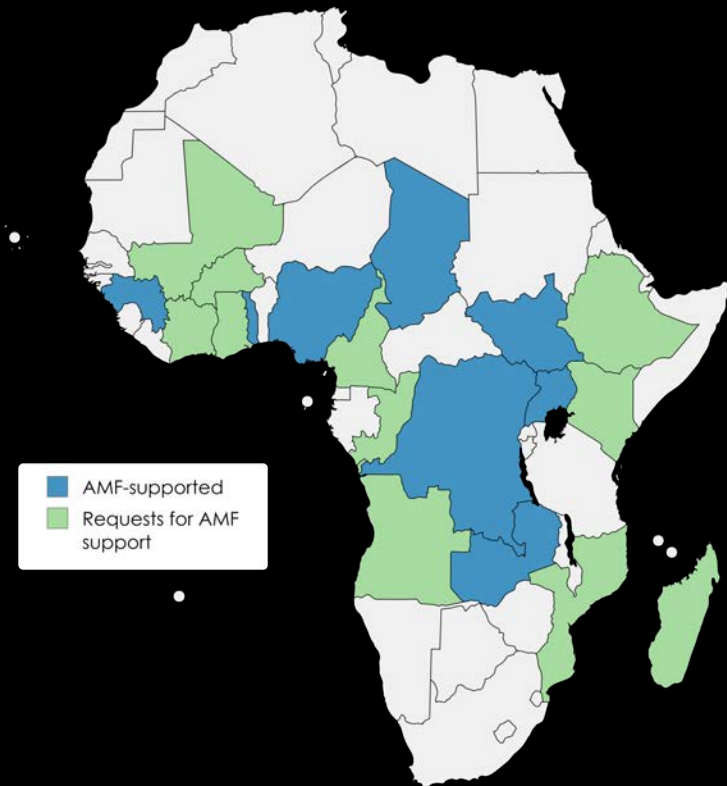
Focused on the communities at highest risk

But specifically the communities at highest risk that wouldn't otherwise receive nets

Guided by malaria rates

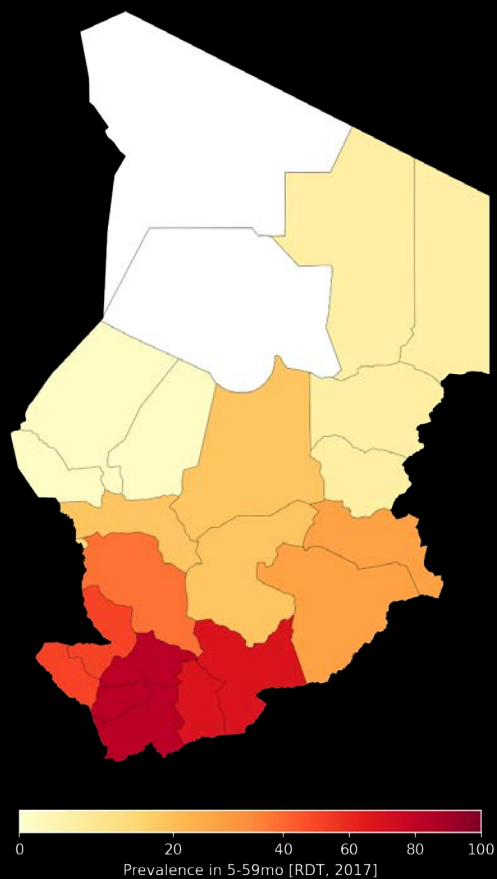
Focused on the communities at highest risk

But specifically the communities at highest risk that wouldn't otherwise receive nets



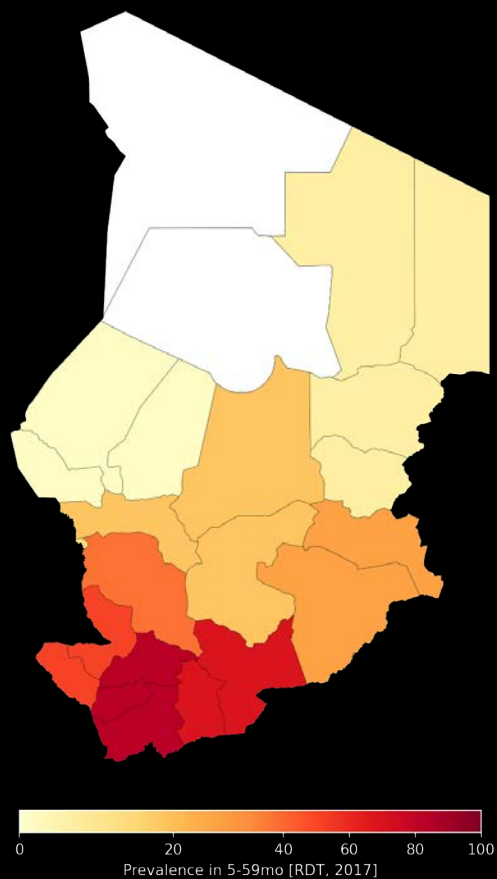
Example: Chad

UCC need in Chad
10.8m nets, \$48m



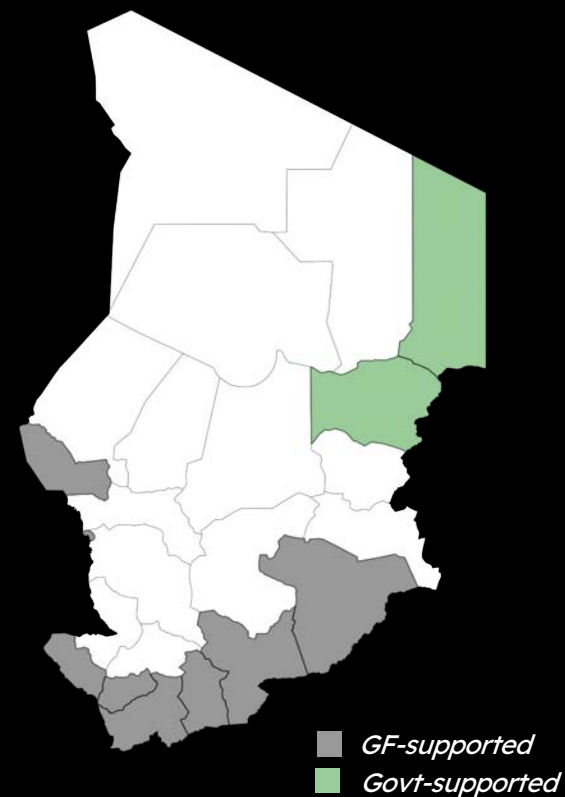
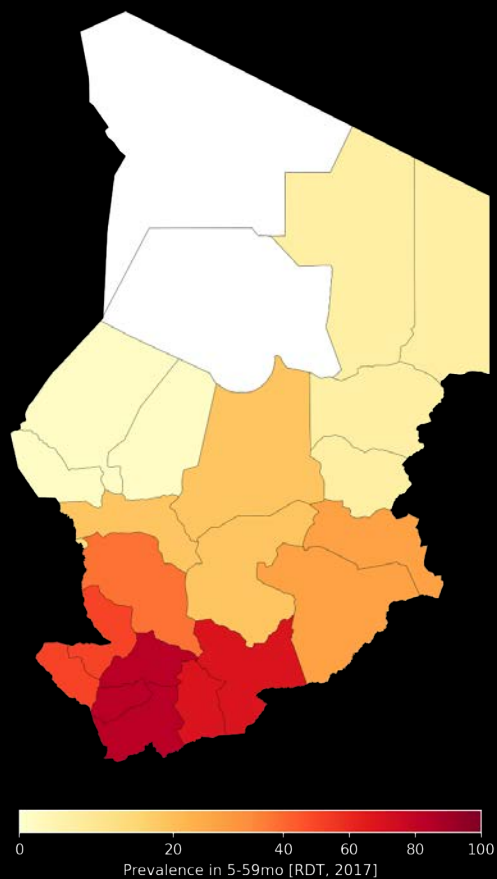
Example: Chad

UCC need in Chad
10.8m nets, \$48m



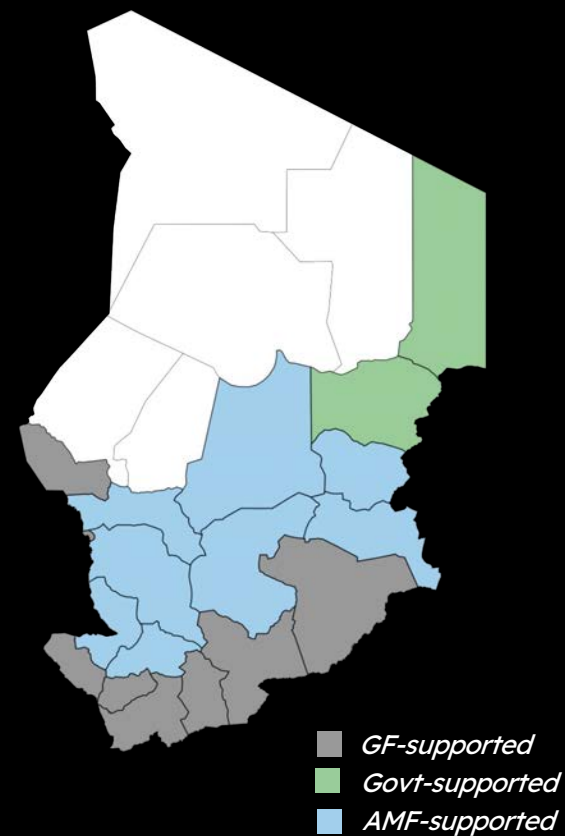
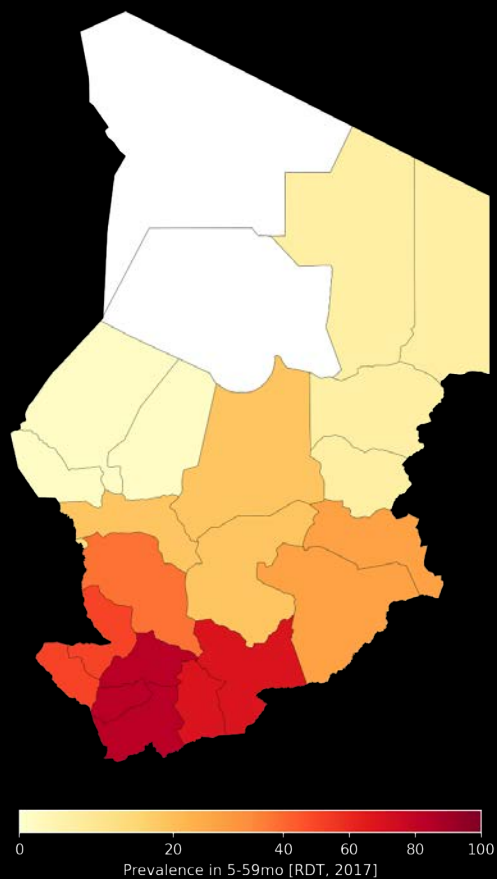
Example: Chad

UCC need in Chad
10.8m nets, \$48m



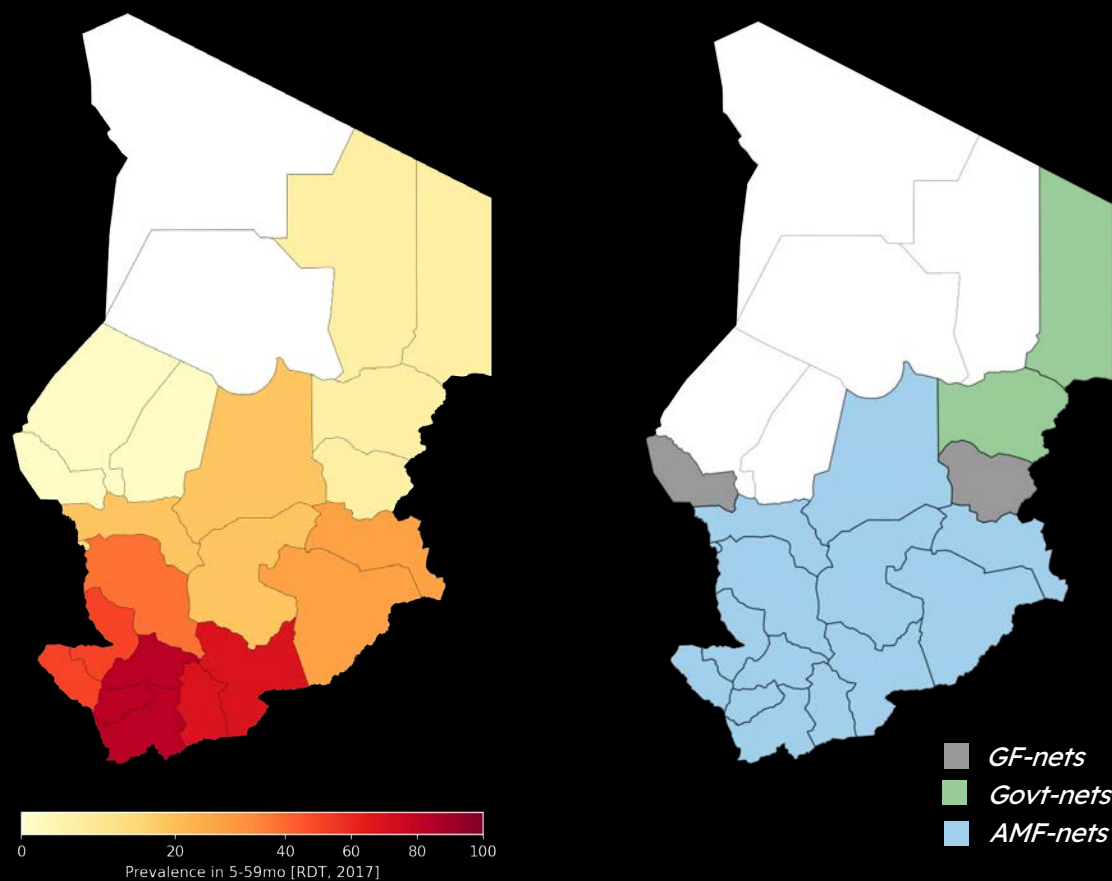
Example: Chad

UCC need in Chad
10.8m nets, \$48m




Example: Chad

UCC need in Chad
10.8m nets, \$48m





Funding allocation &
programme design




Net procurement



Optimising net
coverage



Funding allocation &
programme design



Net procurement



Optimising net
coverage

Net procurement: typical process

Discussions
with country



Net procurement: typical process

Discussions
with country



Net selection
to identify most
cost effective net

Analysis of
entomology



Analysis of net
tendering info




Analysis of
malaria
burden



Net selection



Net effectiveness
studies + durability
monitoring



Net procurement: typical process

Discussions
with country



Net selection
to identify most
cost effective net

Net procurement: typical process

Discussions
with country



Net selection
to identify most
cost effective net



Discussion with
country & cofunding
partners



Net procurement: typical process

Discussions
with country



Net selection
to identify most
cost effective net

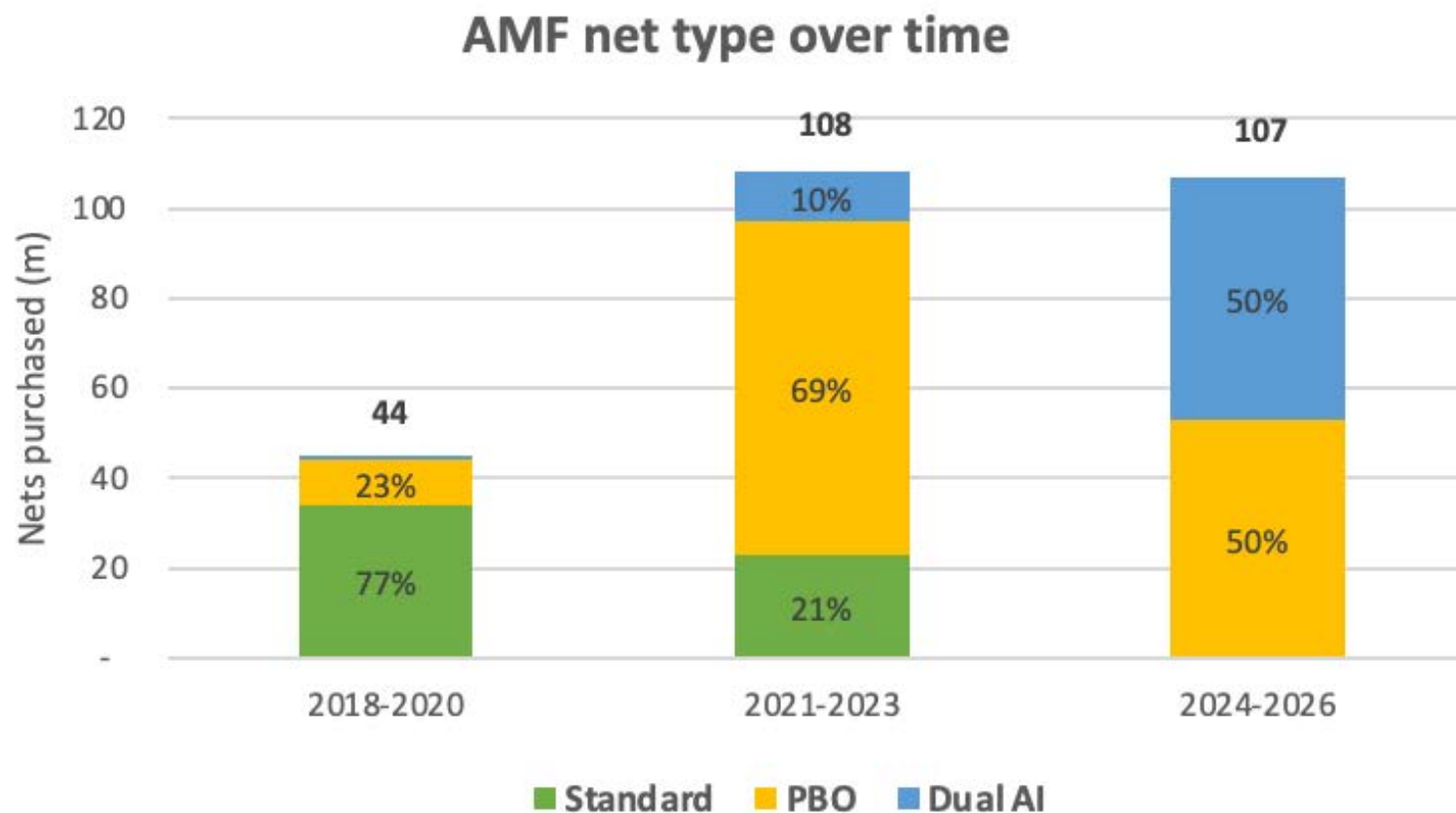


Discussion with
country & cofunding
partners


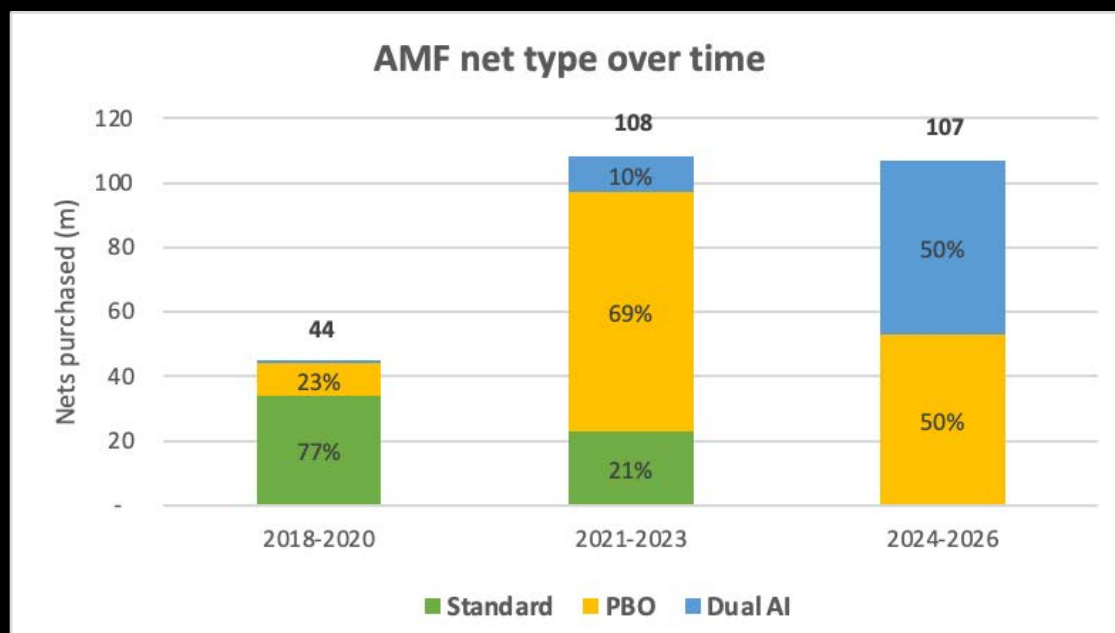


Order
confirmation

Open to new nets where supported by data


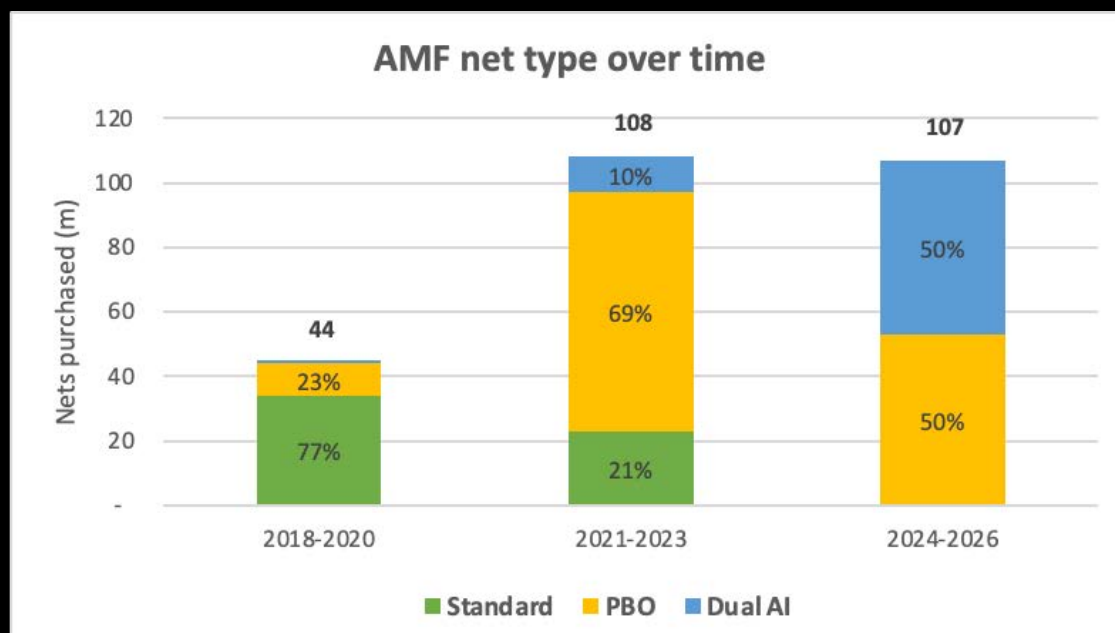


Open to new nets where supported by data



Foster
innovation

Fund new nets where supported by data




Foster
innovation



Support data
generation



Funding allocation &
programme design




Net procurement



Optimising net
coverage



Funding allocation &
programme design

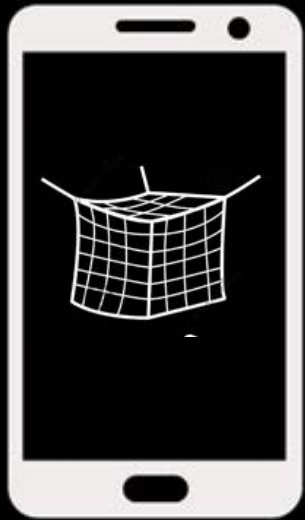


Net procurement



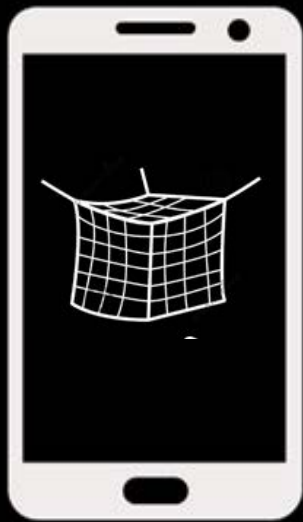
Optimising net
coverage

Campaign digitalisation



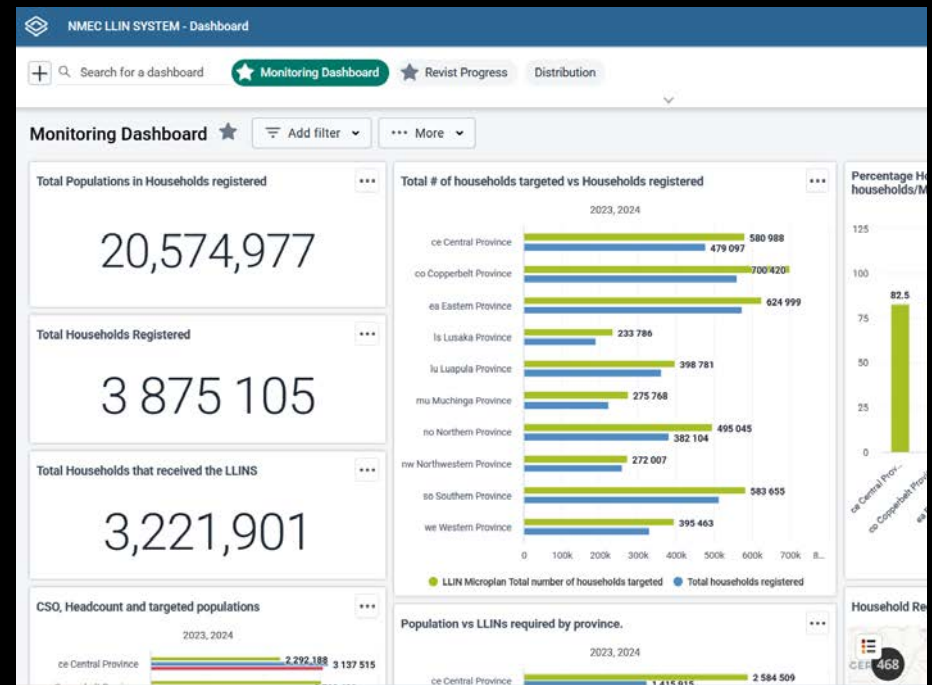
Better data quality

Campaign digitalisation

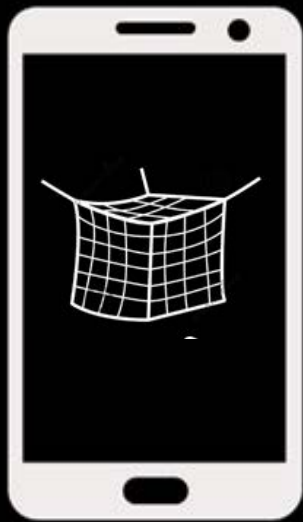


Better data quality

Dashboards enable
real-time
monitoring for
decision making



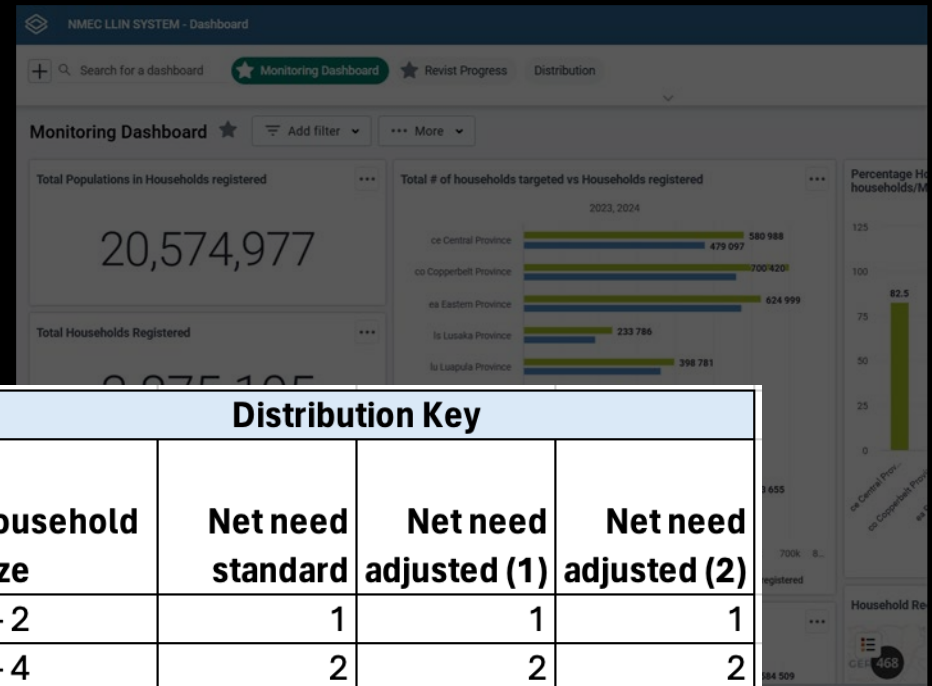
Campaign digitalisation



Better data quality


Dashboards enable real-time monitoring for decision making

Ability to change quickly



| Distribution Key | | | |
|------------------|-------------------|-----------------------|-----------------------|
| Household Size | Net need standard | Net need adjusted (1) | Net need adjusted (2) |
| 1 - 2 | 1 | 1 | 1 |
| 3 - 4 | 2 | 2 | 2 |
| 5 - 6 | 3 | 3 | 3 |
| 7 - 8 | 4 | 4 | 3 |
| 9 - 10+ | 5 | 4 | 4 |


Campaign digitalisation



Better data quality

Dashboards enable
real-time
monitoring for
decision making

Ability to change
quickly



Post-distribution monitoring

Random sample of
households visited

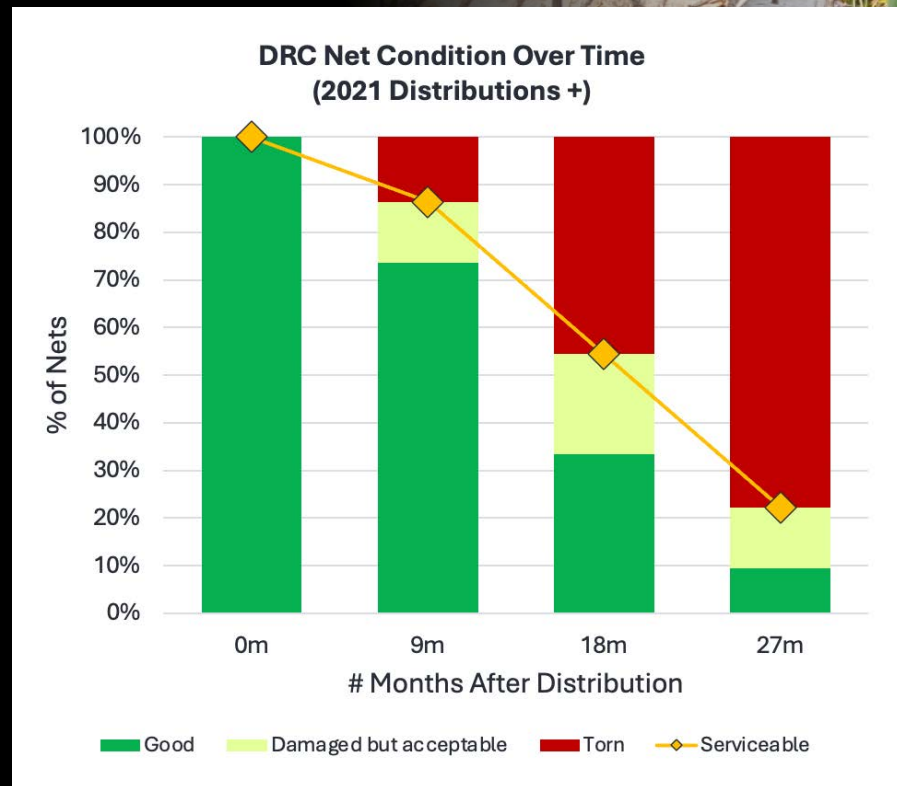


PDM18 in Akwa Ibom

Post-distribution monitoring

Random sample of households visited

Provides indicators on net presence, use and condition to national programs, and over time



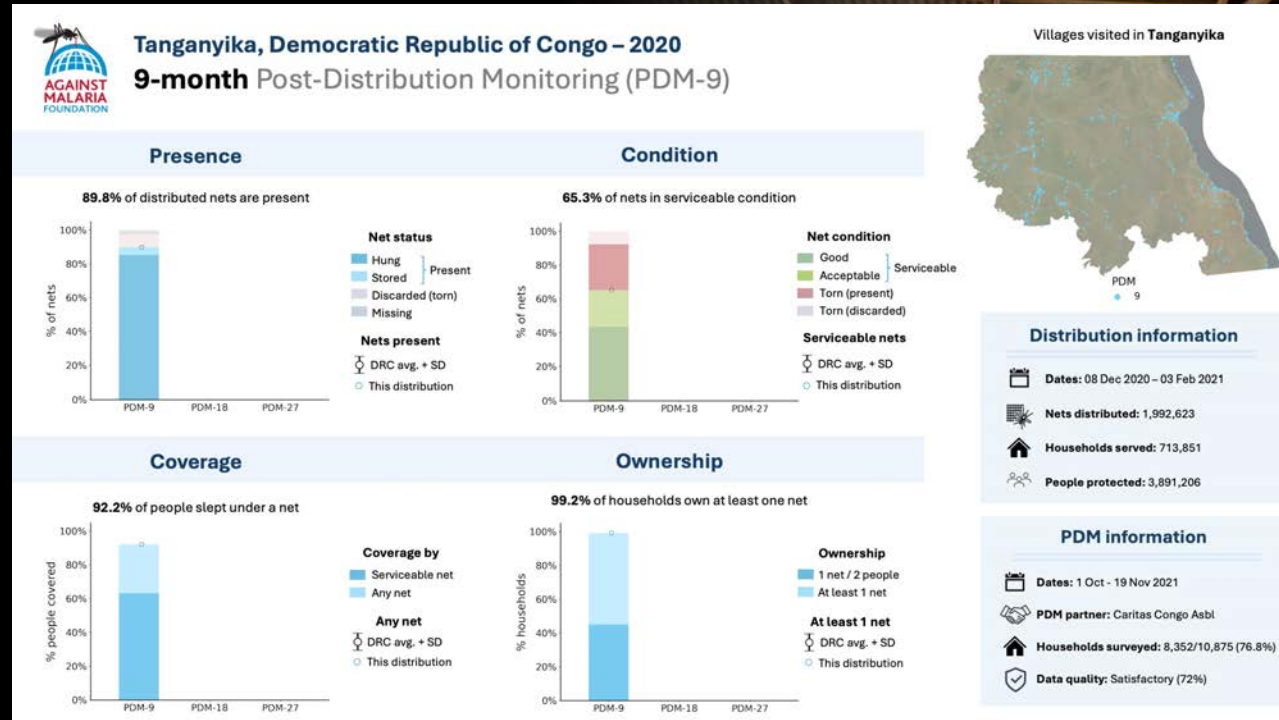
PDM18 in Akwa Ibom

Post-distribution monitoring

Random sample of households visited

Provides indicators on net presence, use and condition to national programs, and over time


Provides AMF and donors independent information on the programmes



PDM18 in Akwa Ibom



Funding allocation &
programme design




Net procurement



Optimising net
coverage



Funding allocation &
programme design



Net procurement



Optimising net
coverage



Summary data can help fundraising



Sponsors and donors

Thank you to all the people who have donated. 100% of this money will buy [LLINs](#). [US\\$2.00 buys one LLIN](#) and on average protects two people. Every net matters.

Initiative:

All initiatives

Search for your donation:

go

Sponsors 61 to 80 of 1,391,062

prev 1 2 3 4 5 6 7 8 9 10 next

| Sponsor/Donor | Date | Town/City | Country | Amount | Gift Aid | Message | Distribution | | |
|----------------------|-----------|-----------------|------------------|-----------|----------|---------|--------------|----|-----|
| Niall Murphy | 05 Apr 25 | London | England | £20.00 | £5.00 | | | 13 | 23 |
| Nicolas Mazodier | 05 Apr 25 | Cannes | France | €100.00 | | | | 44 | 79 |
| Jesse English | 05 Apr 25 | British Colu... | Canada | CAD200.00 | | | | 57 | 103 |
| Pawcasso Pet Salon | 05 Apr 25 | North Bay | Canada | CAD30.00 | | | | 11 | 20 |
| Anonymous | 05 Apr 25 | Denver | USA | US\$55.00 | | | | 28 | 50 |
| Björkman Enterprises | 05 Apr 25 | Uppsala | Sweden | SEK100.00 | | | | 3 | 5 |
| Helen | 05 Apr 25 | Belfast | Northern Ireland | £14.42 | £3.61 | | | 9 | 16 |
| Anonymous | 05 Apr 25 | Ottawa | Canada | CAD50.00 | | | | 12 | 22 |
| Nico Postma | 05 Apr 25 | Soest | Netherlands | €25.00 | | | | 14 | 25 |
| Anonymous | 05 Apr 25 | Chengdu | China | €5.00 | | | | 2 | 4 |

Summary data can help fundraising

Sponsors and donors

Thank you to all the people who have donated. 100% of this money will buy LLINs. US\$2.00 buys one LLIN and on average protects two people. Every net matters.

Initiative:

All initiatives

Search for your donation:

go

Sponsors 61 to 80 of 1,391,062

prev 1 2 3 4 5 6 7 8 9 10 next

| Sponsor/Donor | Date | Town/City | Country | Amount | Gift Aid | Message | Distribution | | |
|--|-----------|-----------------|---|-----------|----------|---------|---|---|--------|
|  Niall Murphy | 05 Apr 25 | London |  England | £20.00 | £5.00 | |  |  | 13 23 |
|  Nicolas Mazodier | 05 Apr 25 | Cannes |  France | €100.00 | | |  |  | 44 79 |
|  Jesse English | 05 Apr 25 | British Colu... |  Canada | CAD200.00 | | |  |  | 57 103 |
|  Pawcasso Pet Salon | 05 Apr 25 | North Bay |  Canada | CAD30.00 | | |  |  | 11 20 |
|  Anonymous | 05 Apr 25 | Denver |  USA | US\$55.00 | | |  |  | 28 50 |
|  Björkman Enterprises | 05 Apr 25 | Uppsala |  Sweden | SEK100.00 | | |  |  | 3 5 |
|  Helen | 05 Apr 25 | Belfast |  No | | | | | | 6 |
|  Anonymous | 05 Apr 25 | Ottawa |  Ca | | | | | | 2 |
|  Nico Postma | 05 Apr 25 | Soest |  Ne | | | | | | 5 |
|  Anonymous | 05 Apr 25 | Chengdu |  Ch | | | | | | 4 |

Distribution status



Being manufactured



En-route to zone



Ready at factory



Being distributed



En-route to country



Distribution complete



Arrived in country

thank you, any
questions?